




PLANET
LIGHTING

DATASHEET

PLANET LED PUCK CRESCENT



Elevate your outdoor and indoor lighting experience with the highly customisable Planet LED Puck Crescent.

Designed specifically for installation into flat, non-rigid materials, such as plaster walls and ceilings, its innovative easy-to-install spring-style fitting ensures a seamless integration.


Choose from over 17 vibrant LED colours and white options, as well as RGBW and Tunable White, to create the perfect ambience for any project. Plus, Crescent's circular beam has a Unified Glare Rating (UGR) of <1%, producing zero uplight, making it the ideal luminaire for plaster walls, pathways, stairways, accent lighting, and architectural features.

PLANET LED PUCK CRESCENT

Planet LED Puck Crescent is the ideal wall mounted downlight solution.

Crescent not only integrates easily and securely with its IK10 impact resistant design, but also delivers high light output and zero uplight, and is available in an impressive range of colour options.

Eliminate spill and glare and expand your project possibilities with Planet LED Puck Crescent.



Engineer the experience
with Crescent

SPECIFICATIONS*



ETLus conforms to UL2108
cETL conforms to CSA C22.2 #250.0

Technical

8W/700mA max. (in metallic substrate)
6W/500mA max. (in non-metallic substrate)
3 Step MacAdam Ellipse
L90 B10 >100,000h
CRI 80+ (CRI 90+ option)

Performance

Up to 500lm (in metallic substrate)
Up to 300lm (in non-metallic substrate)

Optics

Polycarbonate / PMMA

Distribution

Available in a range of symmetric distribution options

Emitter options:

BINNING: 3-step bins, 2700 K—4000 K CCT
Tunable White, RGBW and 17 colour options

Material

Anodised Aluminium

Finishes

Anodised black
Anodised bright
Powdercoat optional (RAL colour)

Ambient Operating Conditions

Min. -40° / max. 55°

Protection Class

IP67 / IK10

Electrical

- **Series:** Can be wired in series:
Up to 8 luminaires in series from a TCI MAXI JOLLY HV constant current LED driver set to 500mA; or,
Up to 6 luminaires in series from a TCI MAXI JOLLY HV constant current LED driver set to 700mA.
- **Parallel:** Can be wired in parallel using 24VDC (with 1 x inline DC-DC driver per luminaire).

Installation

Can be integrated into flat surfaces with a minimum thickness of 2mm. Hole cutout size: 35mm

Control

1-10 v | DALI | DMX | ZigBee | Casambi Blue
Light Link | BasicDIM Wireless



*Specifications are subject to change without notice.

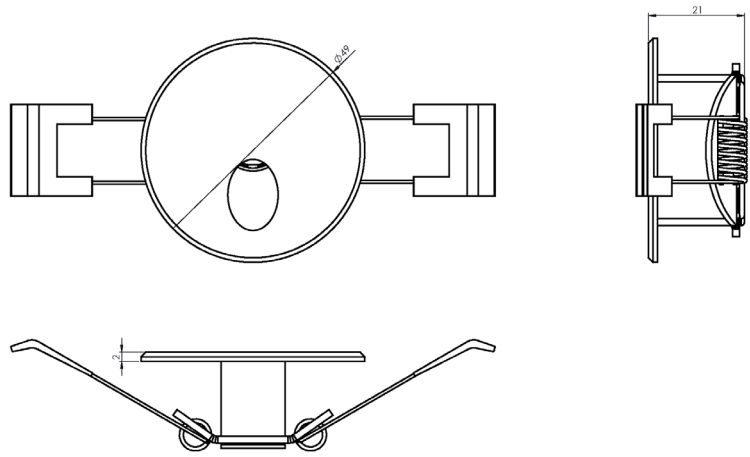


LUMINAIRE DETAIL

Suitable for a range of installation surfaces, both metallic and non-metallic.

Applications include integrated lighting into flat cavity walls between 80 to 150mm diameter.

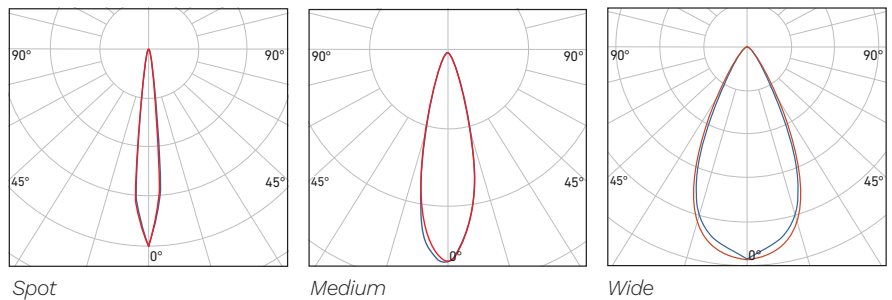
Spring style fitting for any flat cavity wall or ceiling (including plaster), with a <1% UGR circular beam.



Planet LED Puck Crescent can be integrated into metallic and non-metallic surfaces.

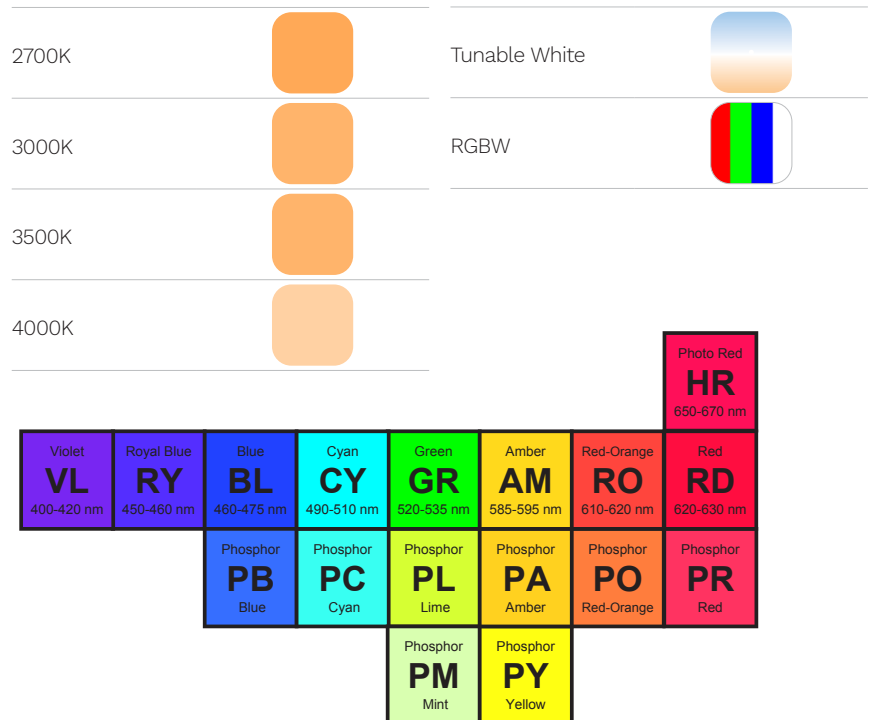
PHOTOMETRICS

Available in 3 symmetrical distribution options.



LED OPTIONS

Available in 17 colours and a range of white options. Also available in Tunable White and RGBW.



*Specifications are subject to change without notice.